



# Frome Valley First School & Preschool News Weekly



*"Together, with God's love, we learn,  
nurture and grow, without limits."*

## Message from Mrs Moore

Dear Parents and Carers,

Welcome back to all our children and families. I hope you had a restful and enjoyable break. It has been a pleasure to see the children return so positively at the start of the new term, ready to learn and settle quickly back into school life. This term promises to be a busy and exciting one, with lots of opportunities for learning both in and beyond the classroom.

It has also been wonderful to welcome Mrs Sophie Robins back to Reception Class following her maternity leave. We are delighted to have her return and know that the children have settled quickly back into familiar routines with her. At the same time, we are pleased to welcome Miss Charlotte Moore, who has joined the Reception team this term. We look forward to her being part of our school community and supporting our youngest learners.

As part of our strong start to the term, on Wednesday 15th April our children in Key Stage 1 and Lower Key Stage 2 took part in engaging fire safety workshops delivered by the Dorset & Wiltshire Fire and Rescue Service.

The sessions were interactive, informative, and age appropriate, helping children develop essential knowledge about staying safe at home.

- Year 1 and Year 2 pupils explored fire safety through the story *Sleep Safe Dragon*, learning about preventing fires, the importance of smoke alarms, and safe bedtime routines, finishing with a practical fire safety checklist.
- Year 3 and Year 4 pupils focused on identifying potential fire hazards around the home, understanding how fires can start, and learning how risks can be reduced. The session concluded with a lively quiz that reinforced key safety messages.


The children were highly engaged throughout and impressed staff with their enthusiasm, thoughtful questions, and confidence when sharing what they had learned.

We are very grateful to the Dorset & Wiltshire Fire and Rescue Service for supporting us in delivering such valuable learning experiences. We encourage families to talk with their children about what they learned so these important safety messages can be reinforced at home.

Have a lovely weekend!

Mrs Moore



Stars of the Week 	
Reception	Belle
Year 1	Oliver
Year 2	Louie
Year 3	Ivy L
Year 4	Alex

**Warm Weather**

The summer term is finally here, and we are looking forward to the warmer weather! Please can parents ensure children have in school sun hats and a water bottle. We recommend that children have a long-lasting sun cream applied before school. However, if this is not possible, please can they have a named bottle of sun cream as well. Please be aware that this will need to be applied by themselves at break and lunchtime. Thank you.

What are we learning in our classrooms next week?				
Reception	Year 1	Year 2	Year 3	Year 4
In Literacy, we will be writing short sentences linking to one of our key texts, 'Bringing the Rain to Kapati Plain'.	In Literacy, we will be planning our own narrative based on our text 'The Comet'.	In Literacy, we are beginning the story 'The Dragon Machine'. We will begin planning our own stories.	In Literacy, we will be planning and writing a poster to encourage others to look after the environment.	In Literacy, we will begin our new unit based around the text of Westlandia by Paul Fleishman. It is about a boy who seeks adventure in his own imaginative land!
In Numeracy, we will be adding 'more' to numbers beyond 10.	In Numeracy, we will be learning to count groups of tens and ones e.g. 43 is 4 tens and 3 ones.	In Numeracy, we will continue our work on fractions. We will look at how to recognise halves and quarters.	In Numeracy, we will be adding and subtracting fractions.	In Numeracy, we continue to learn about decimals: tenths and hundredths; comparing and ordering.
In Science, we will be learning about the oceans and exploring the key features of sea life creatures.	In Science, we will be looking at parts of plants and trees.	In Art, we will continue our work exploring clay, using tools to create different effects.	In Science, we will be planning and conducting an experiment to test whether the number of seeds in one plant pot affects the growth of the plants.	In Computing, we are learning to do photo editing this half term using Paint.net. We will rotate, crop, paste, copy and colour change between different photos and discuss the advantage and disadvantages of being able to do this to photos.
<p><b>Do ask your child about their learning!</b>  <b>If you need any further information, please speak to your child's class teacher.</b></p>				

## Year 4 Hooke Court Residential

Before the Easter holidays, Year 4 had a fantastic time at Hooke Court. By day they did the following activities:



Rockets- learned about Forces to then make rockets which were then launched into 'space' in a field.

Bush Craft Cooking- prepared veg soup, sweet and savoury bread, fish and chicken outside which was then cooked on an open fire.

Shelters- learned about what is needed to survive outside and built shelters using natural materials found in the woods.

Bridge the Moat- learned rope skills and how to make a tripod to then transport emergency first aid across the moat.

By night they took a night walk through woods and enjoyed songs around the campfire. It has been wonderful to see the children learn and show their different skills and talents outside of the classroom!



## Year 1 News

Year 1 had their first Forest School session this week. The weather was wonderful and they had a super time exploring the area. The mud kitchen was very popular and very messy. The children are looking forward to making dens next week and having more adventures in the amazing Forest School area we are so lucky to have.



## OPAL Outdoor Play and Learning

We are having a loose parts drive to support the Outdoor Play and Learning (OPAL) Programme at our school! Through the programme, we are working to improve outdoor play at our school by offering more opportunities for creative, child-led play and learning. Loose parts are open-ended materials that our students can use during outdoor play times.

We would be incredibly grateful for any donations of toys or items that you may no longer need at home.

One of our next steps is to restock and refresh our sandpit area, which we are currently repurposing to make it more engaging and enjoyable for everyone.

### Collection 1: Sandpit Area

- Buckets, spades, scoops and rakes
- Small containers, pots, jugs, and funnels
- Toy cars, diggers, and construction vehicles
- Moulds, cutters, and sandcastle tools
- Natural materials such as pebbles, shells, or smooth sticks
- Any other robust loose parts that encourage imaginative play

### Collection 2. Upcycled Loose Parts

- Car tyres (without the rims!) No winter tyres.
- Wheels from trolleys, carts, scooters, and large toys (with plastic rims as opposed to metal)
- Small spools (used for rope, wire, or chains)
- Wooden planks
- Cones
- Please see other ideas below in the picture



\*Please avoid: glass, ceramics, or other easily broken objects  
Thank you for supporting enriched outdoor play at our school!

## Preschool News

This week we began our new topics. The Caterpillars topic is Under the Sea and the Butterflies is Splash! We began our week exploring different sea creatures using sensory play such as rice and shaving foam to hide creatures to initiate 'what' and 'where' questions. On Tuesday afternoon, the children used their imagination to design a fish! They chose the colour, pattern, textures and how many senses they would have such as eyes and mouths and the locations of these features, they were fabulous! During outside play, our children collaborated and elaborated their ideas to create a 'pirate ship' using the large wooden blocks to create the shape. It was amazing to observe the children using their mark making skills to show their ideas, working together to create the most amazing ship!



## Year 2 Cakes for Apes

Year 2 would like to thank everyone who came along to our Cakes for Apes Cake sale. We were thrilled to see so many people come and enjoy the cakes we made. We are pleased to announce that we made £178.88 in total - a wonderful amount of money. The money will be sent to International Animal Rescue to help fund their work rescuing injured and displaced orangutans and other animals.



## Community Matters Waitrose

We are delighted to say that we have been chosen as one of the local projects by Waitrose Dorchester and Poundbury for their community matters scheme. We are asking for their help with the outdoor classroom for the forest school area that our PTFA have been raising funds for, over the past few years. If you visit Waitrose, please ask for your green token! The project with the most votes will receive £1500!

Waitrose

## Community Matters

We support local good causes. You decide who gets what.



## Upcoming Events: Dates for your Diary!

<b>1<sup>st</sup> May</b>	INSET Day – school closed to children	<b>19<sup>th</sup> June</b>	Reserve Sports Day
<b>4<sup>th</sup> May</b>	Bank Holiday	<b>23<sup>rd</sup> June</b>	Reception Class, Year 1 and 2 Celebration Assembly 2.15pm (will last approximately 45 minutes)
<b>5<sup>th</sup> May</b>	School Nurse Drop In 9.30 – 10.30am	<b>24<sup>th</sup> June</b>	Year 3 and 4 Celebration Assembly 2.30pm (will last approximately 30 minutes)
<b>6<sup>th</sup> May</b>	Miles for Mosaic Fundraiser	<b>29<sup>th</sup> and 30<sup>th</sup> June</b>	Reception Class – Parent Interviews
<b>12<sup>th</sup> May</b>	Parent Drop In 8.15 – 8.40am and 2.15 – 3pm	<b>2<sup>nd</sup> July</b>	Parent Drop In (Years 1-4 only) 8.15 – 8.40am and 2.15 – 3pm
<b>12<sup>th</sup> May</b>	Year 2 Class Assembly 9am (will last approximately 30 minutes)	<b>7<sup>th</sup> July</b>	Transfer Day
<b>15<sup>th</sup> May</b>	Reception Class – Height and Weight check - National Child Measurement Programme	<b>8<sup>th</sup> July</b>	Year 4 Performance 2pm
<b>20<sup>th</sup> May</b>	May Day Celebrations 1.15pm – 3pm (approximately) – all families and relatives are welcome	<b>9<sup>th</sup> July</b>	Year 4 Performance 6pm
<b>21<sup>st</sup> May</b>	Reserve May Day Celebrations 1.15pm (if wet on 20 <sup>th</sup> )	<b>15<sup>th</sup> July</b>	Eco Day
<b>25<sup>th</sup> – 29<sup>th</sup> May</b>	Half Term	<b>16<sup>th</sup> July</b>	Year 4 Leavers Trip
<b>9<sup>th</sup> June</b>	Year 1 and 2 trip to Leeson House	<b>17<sup>th</sup> July</b>	Year 4 Leavers Assembly 2pm
<b>17<sup>th</sup> June</b>	Sports Day 9.15am - Reception Class, Year 1 and 2 1.15 pm – Years 3 and 4		

# Cyberbullying

## What is cyberbullying?

Cyberbullying is a form of bullying that takes place online and can take many forms, such as sending malicious messages. Cyberbullying can happen at any time of the day, so often feels unrelenting. It can take place across many different platforms, such as on messaging apps like WhatsApp and Snapchat, on social media platforms such as Instagram and TikTok and via online games. Here are some examples of what cyberbullying can look like online:

- Sending nasty or hurtful messages
- Leaving unkind comments
- Sharing photographs of somebody else without their permission
- Excluding somebody on purpose
- Impersonating somebody with a fake account
- Telling/sharing lies

## What should I do if my child is being bullied online?

If your child is being bullied, then try to stay calm and let them know that it is not their fault. It is always useful to keep evidence of any online bullying and inform their school so that they are aware. Show your child how to block and/or report any users/content and review their privacy settings to limit what others can see.

You may also wish to review/set up any available parental controls.

## Further information

There is a vast amount of information available online about cyberbullying.

The following links provide further information on types of online bullying, and who you can contact if you need any further advice or support.

- <https://www.childnet.com/help-and-advice/online-bullying/>

<https://anti-bullyingalliance.org.uk/tools-information/advice-and-support/advice-parents-and-carers/sources-information-advice-and>